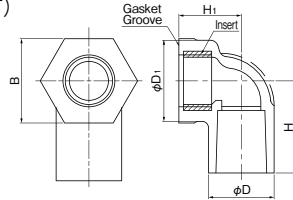


SUS INSERT FITTINGS

● Excellent corrosion and chemical resistance with SUS303 screw insert.

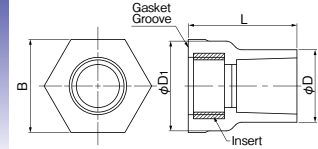

① Insert Faucet Elbow (PVC, HT)



Unit:mm

Size	D	D1	B	H	H1
13×Rp3/8	27.5	34	35	33	29
13×Rp1/2	27.5	34	35	33	29
16×Rp3/8	31.0	34	35	38	32
16×Rp1/2	31.0	34	35	38	32
20×Rp1/2	36.0	42	44	51	36
25×Rp1	42.0	52	54	64	40

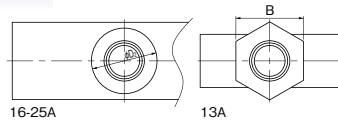
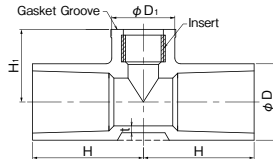

② Faucet Socket (PVC, HT)



Unit:mm

Size	D	D1	B	L
13×Rp3/8	27.5	34	35	46
13×Rp1/2	27.5	34	35	46
16×Rp3/8	31.0	34	35	52
16×Rp1/2	31.0	34	35	52
20×Rp1/2	36.0	42	44	63
20×Rp3/4	36.0	42	44	63
25×Rp1	42.0	52	54	72

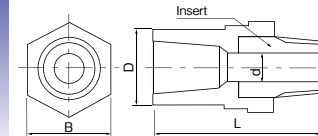

③ Insert Faucet Tee (PVC, HT)



Unit:mm

Size	D	D1	D2	B	H	H1
13×Rp3/8	27.5	34	—	35	34	29
13×Rp1/2	27.5	34	—	35	36	32
16×Rp3/8	29.0	33	34	—	43	32
16×Rp1/2	29.0	33	34	—	43	32
20×Rp3/8	33.0	33	34	—	48	34
20×Rp1/2	33.0	33	34	—	48	34
25×Rp3/8	40.0	33	34	—	53	38
25×Rp1/2	40.0	33	34	—	53	38

④ Insert Valve Socket (HT)



Unit:mm

Size	D	d	L	B
13×R1/2	28	13	64	34
16×R1/2	31	13	70	34
20×R3/4	36	18	85	40
25×R1	42	28	99	45
30×R1 1/4	48	31	109	62
40×R1 1/2	58	37	114	68
50×R2	70	48	132	84

*Thread : R conforming to JIS B 0203