

ESLON LARGE DIAMETER FITTINGS



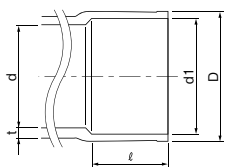
- Applications; Industrial & process piping, chemical waste piping, sewage treatment, pressure piping, agricultural water etc.
- Excellent chemical and corrosion resistance.

Maximum Working Pressure (at room temperature)

Size	Material	PVC	HI-PVC	HT(C-PVC)
200		0.75MPa	0.75MPa	0.6MPa
250		0.75MPa	0.75MPa	0.6MPa
300		0.6MPa	0.6MPa	0.6MPa

*FRP reinforced type : 1.0MPa

Common Taper Socket Dimension



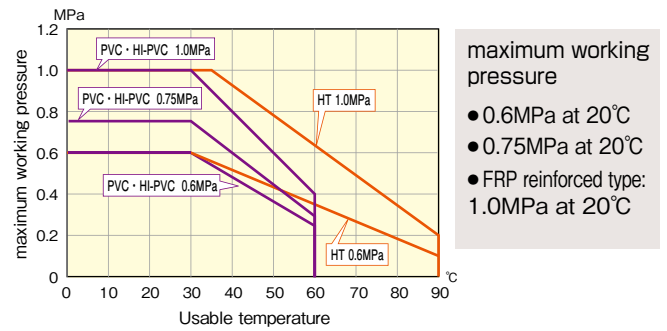
● 200A~300A Unit:mm

Size	D	t	d1		l	d
			PVC, HI-PVC	HT(C-PVC)		
200A	243	13.0	217.4	216.9	145	196
250A	300	14.5	268.6	268.1	175	242
300A	356	16.0	319.8	319.4	185	288

● Reducing Blanch Unit:mm

Size	D	d1	l	d
100A	134	114.7	84	102
150A	189	166.0	132	146

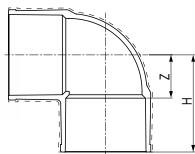
Usable temperature and maximum working pressure.



- maximum working pressure
- 0.6MPa at 20°C
 - 0.75MPa at 20°C
 - FRP reinforced type: 1.0MPa at 20°C

90° Elbow

Dashed Shape for Fiber Reinforced 1.0MPa fitting.

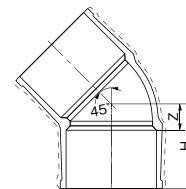


Unit:mm

Size	H	Z
200A	261.5	116.5
250A	317.8	142.8
300A	355.0	170

45° Elbow

Dashed Shape for Fiber Reinforced 1.0MPa fitting.

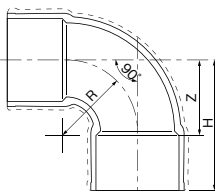


Unit:mm

Size	H	Z
200A	205	60
250A	254	79
300A	280	95

90° Bend

Dashed Shape for Fiber Reinforced 1.0MPa fitting.



Unit:mm

Size	H	Z	R
200A	341	196	196
250A	428	253	242
300A	441	256	242

Reducing Coupling

Dashed Shape for Fiber Reinforced 1.0MPa fitting.



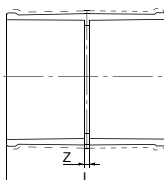
Unit:mm

Size	L	Z
200A×150A	368	91
※250A×150A	557	250
250A×200A	400	80
※300A×150A	605	288
※300A×200A	601	271
300A×250A	435	75

·With Bushing

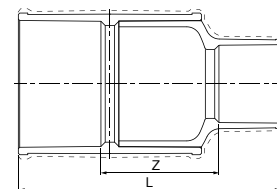
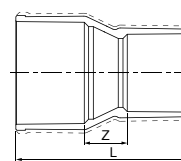
Coupling

Dashed Shape for Fiber Reinforced 1.0MPa fitting.



Unit:mm

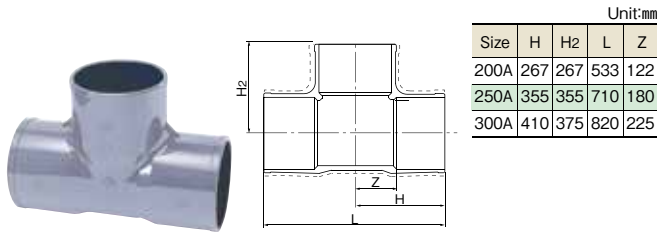
Size	Z	L
200A	10	300
250A	34	384
300A	38	408



With Bushing

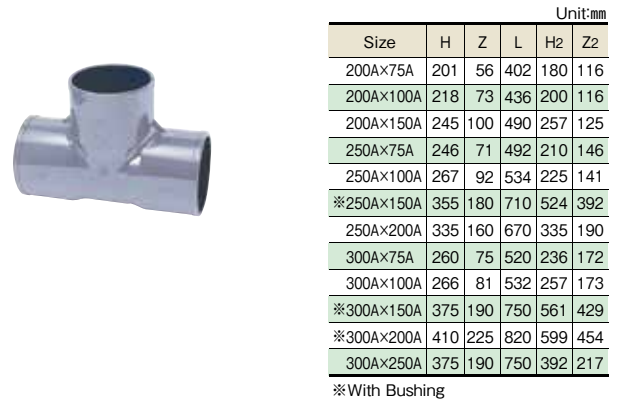
Tee

Dashed Shape for Fiber Reinforced 1.0MPa fitting.

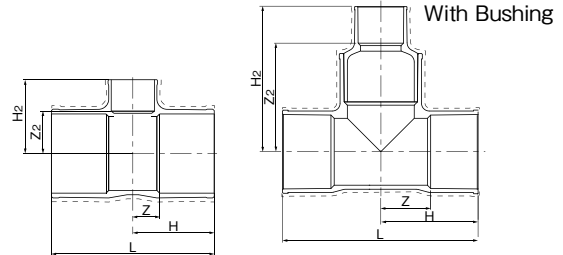
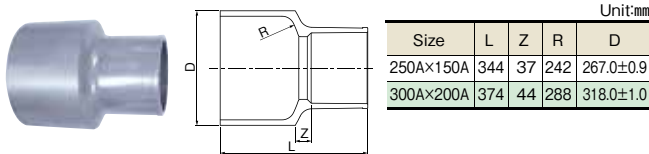


Reducing Tee

Dashed Shape for Fiber Reinforced 1.0MPa fitting.



Bushing



U-PVC TS FITTINGS / HITS FITTINGS-GOLD (JIS K 6743)

Fitting Products List

Product Size	Socket (TSS)	Tee (TST)	Elbow (TSL)	Valve Socket	45°Elbow	True Union Socket	Cap	Simple Joint	Faucet Elbow (TSSL)	Faucet Socket (TSSS)	Faucet Tee (TSST)
13	TS / HITS	TS / HITS	TS / HITS	TS / HITS	TS / HITS	TS / HITS	TS / HITS	TS / -	TS / HITS	TS / HITS	TS / HITS
16	TS / HITS	TS / HITS	TS / HITS	TS / HITS	-	TS / HITS	TS / HITS	TS / -	TS / HITS	TS / HITS	-
20	TS / HITS	TS / HITS	TS / HITS	TS / HITS	TS / HITS	TS / HITS	TS / HITS	TS / -	TS / HITS	TS / HITS	TS / HITS
25	TS / HITS	TS / HITS	TS / HITS	TS / HITS	TS / HITS	TS / HITS	TS / HITS	TS / -	TS / HITS	TS / HITS	TS / HITS
30	TS / HITS	TS / HITS	TS / HITS	TS / HITS	TS / HITS	TS / HITS	TS / HITS	TS / -	-	-	-
40	TS / HITS	TS / HITS	TS / HITS	TS / HITS	TS / HITS	TS / HITS	TS / HITS	TS / -	-	-	-
50	TS / HITS	TS / HITS	TS / HITS	TS / HITS	TS / HITS	TS / HITS	TS / HITS	TS / -	-	-	-
65	TS / HITS	TS / HITS	TS / HITS	TS / HITS	TS / HITS	-	-	-	-	-	-
75	TS / HITS	TS / HITS	TS / HITS	TS / HITS	TS / HITS	-	TS / HITS	-	-	-	-
100	TS / HITS	TS / HITS	TS / HITS	TS / HITS	TS / HITS	-	TS / HITS	-	-	-	-
125	TS / HITS	TS / HITS	TS / HITS	-	TS / HITS	-	-	-	-	-	-
150	TS / HITS	TS / HITS	TS / HITS	-	TS / HITS	-	TS / -	-	-	-	-

Reducing Fittings

Product Size	Socket (TSS)	Tee (TST)	Elbow (TSL)	Faucet Tee (TSST)	Product Size	Socket (TSS)	Tee (TST)	Product Size	Socket (TSS)	Tee (TST)
16×13	TS / HITS	TS / HITS	-	TS / -	40×13	-	TS / HITS	65× 50	TS / HITS	TS / HITS
20×13	TS / HITS	TS / HITS	TS / HITS	TS / HITS	40×16	-	TS / HITS	75× 25	-	TS / HITS
20×16	TS / HITS	TS / HITS	-	-	40×20	TS / HITS	TS / HITS	75× 40	-	TS / HITS
25×13	TS / HITS	TS / HITS	TS / HITS	-	40×25	TS / HITS	TS / HITS	75× 50	TS / HITS	TS / HITS
25×16	TS / HITS	TS / HITS	-	-	40×30	TS / HITS	TS / HITS	75× 65	TS / HITS	TS / HITS
25×20	TS / HITS	TS / HITS	TS / HITS	-	50×13	-	TS / HITS	100× 50	-	TS / HITS
30×13	TS / HITS	TS / HITS	-	-	50×16	-	TS / HITS	100× 75	TS / HITS	TS / HITS
30×16	-	TS / HITS	-	-	50×20	TS / HITS	TS / HITS	125×100	TS / HITS	TS / HITS
30×20	TS / HITS	TS / HITS	-	-	50×25	TS / HITS	TS / HITS	150× 75	-	TS / HITS
30×25	TS / HITS	TS / HITS	-	-	50×30	TS / HITS	TS / HITS	150×100	TS / HITS	TS / HITS
					50×40	TS / HITS	TS / HITS	150×125	TS / HITS	TS / HITS

Insert Faucet Fittings JIS K 6743

Product Size	Insert Faucet Elbow(S)	Faucet Elbow with Insert Seat	Insert Faucet Elbow(L)	Insert Faucet Socket	Insert Faucet Tee	Insert male/female Elbow	Insert Valve Socket
13	TS / HITS	TS / HITS	TS / HITS	TS / HITS	TS / HITS	-	TS / HITS
16	TS / HITS	-	-	TS / HITS	-	-	TS / HITS
20	TS / HITS	-	-	TS / HITS	TS / HITS	- / HITS	TS / HITS
25	TS / HITS	-	-	TS / HITS	TS / HITS	-	TS / HITS
30	-	-	-	-	-	-	TS / HITS
40	-	-	-	-	-	-	TS / HITS
50	-	-	-	-	-	-	TS / HITS
16×13	-	-	TS / HITS	-	TS / HITS	-	-
20×13	TS / HITS	TS / HITS	TS / HITS	TS / HITS	TS / HITS	-	-
25×13	-	-	-	-	TS / HITS	-	-
25×20	-	-	-	-	TS / -	-	-