

No.	Part Name	Q'TY	Material/Type
1	Body	1	<input type="checkbox"/> PVC <input type="checkbox"/> PP <input type="checkbox"/> PVDF
2	Disc	1	<input type="checkbox"/> PP <input type="checkbox"/> PVDF
3	Shaft	1	<input type="checkbox"/> SUS420J2 <input type="checkbox"/> SUS316
4	Seat Ring	1	<input type="checkbox"/> EPDM
5	O-Ring	2	<input type="checkbox"/> FKM
6	O-Ring	1	
7	Cap	1	PP
8	Washer	4	SUS304
9	Spring Washer	4	SUS304
10	Hexagon Bolt	4	SUS304
11	Yoke	※1	PVC
12	Connector	1	SUS303
13	Bolt	※2	SUS304
14	Reduction gear	1	FCD450+Paint
15	Gasket	1	NBR
16	Pin	1	SUS304
17	Cap	1	FC200
18	Handle	1	ABS

※1 40A~80A: 1, 100A~300A: 2  
 ※2 40A~80A: 4, 100A~300A: 8

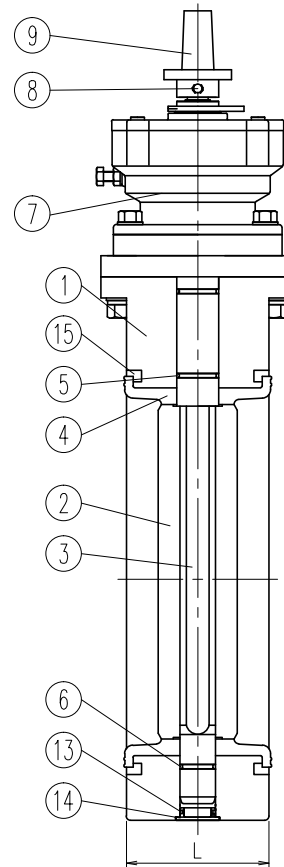
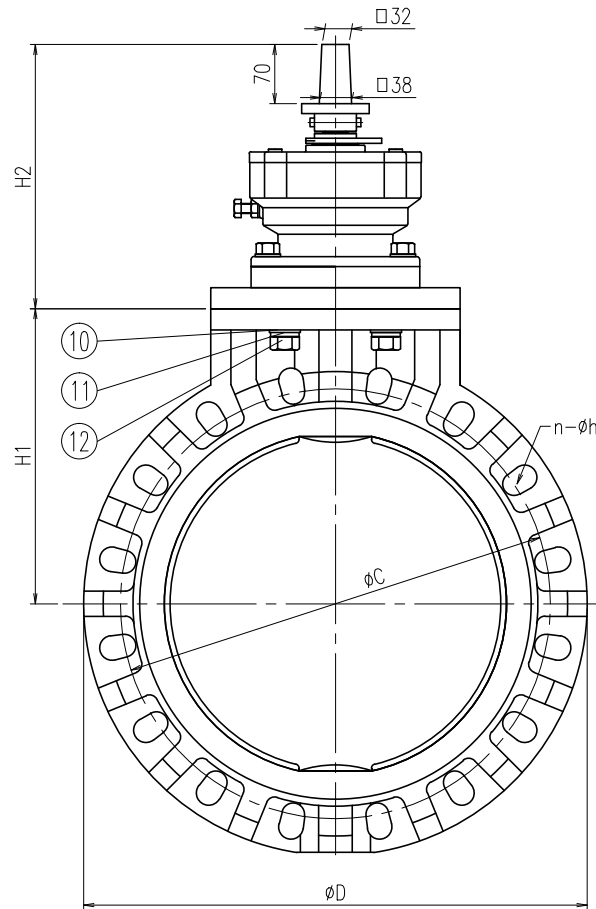
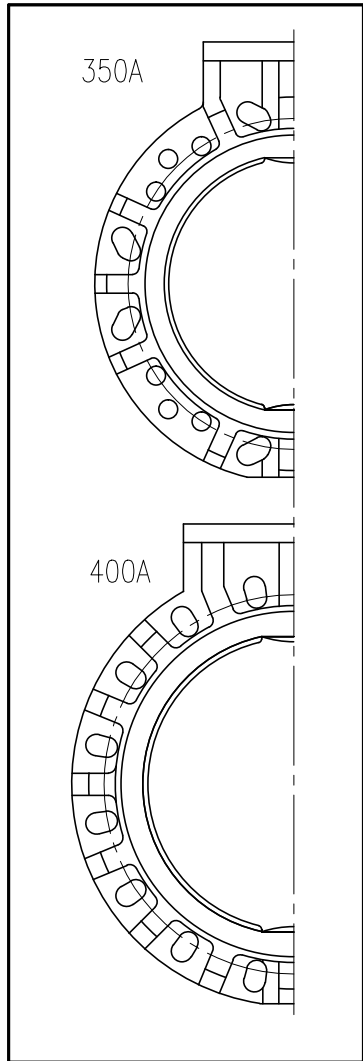
Dimension Table Unit: mm

SIZE	A(B)	ød	L	øD	Flange								h		øS
					JIS10K		ANSI		DIN		WATER SUPPLY		CAP	HANDLE	
					øC	n-øh	øC	n-øh	øC	n-øh	øC	n-øh			
<input type="checkbox"/>	40(1 1/2)	45	33±1.5	140	105	4-19	98.5	4-16	110	4-18	-	-	303	257	148
<input type="checkbox"/>	50(2)	57	43±1.5	155	120	4-19	120.5	4-19	125	4-18	120	4-19	310	265	148
<input type="checkbox"/>	65(2 1/2)	71	46±1.5	178	140	4-19	139.5	4-19	145	4-18	-	-	321	275	148
<input type="checkbox"/>	80(3)	80	46±1.5	196	150	8-19	152.5	4-19	160	8-18	168	4-19	328	282	148
<input type="checkbox"/>	100(4)	100	52±1.5	229	175	8-19	190.5	8-19	180	8-18	195	4-19	366	320	148
<input type="checkbox"/>	125(5)	125	56±1.5	254	210	8-23	216	8-22	210	8-18	220	6-19	389	360	210
<input type="checkbox"/>	150(6)	150	60±1.5	286	240	8-23	241.5	8-22	240	8-22	247	6-19	398	369	210
<input type="checkbox"/>	200(8)	198	71±1.5	343	290	12-23	298.5	8-22	295	8-22	299	8-19	450	421	210
<input type="checkbox"/>	250(10)	246	73±1.5	410	355	12-25	362	12-25	350	12-22	360	8-23	517	510	350
<input type="checkbox"/>	300(12)	299	114±1.5	485	400	16-25	432	12-25	400	12-22	-	-	547	540	350

Note) Flange dimension is in accordance with the following standard  
 JIS B 2220 for JIS10K, ANSI B16.5 for ANSI, DIN2501 PN10/PN16 (ISO7005 PN10) for DIN, JWWA G113 for Water Supply.

Client name		Date
Flange Standard	<input type="checkbox"/> JIS <input type="checkbox"/> ANSI <input type="checkbox"/> DIN <input type="checkbox"/> Water supply	Approved by:
Operation	<input type="checkbox"/> Cap <input type="checkbox"/> Handle	
Rinsed	<input type="checkbox"/> YES	
ESLON Butterfly Valve for Under Ground CAP TYPE/HANDLE TYPE 40A-300A		
Drawing No. BFM403HE		

**SEKISUI SEKISUI CHEMICAL CO.,LTD.**



No.	Part Name	QTY	Material/Type
1	Body	1	<input type="checkbox"/> PVC <input type="checkbox"/> PP <input type="checkbox"/> PVDF
2	Disc	1	<input type="checkbox"/> PP <input type="checkbox"/> PVDF
3	Shaft	1	<input type="checkbox"/> SUS420J2 <input type="checkbox"/> SUS316
4	Seat Ring	1	<input type="checkbox"/> EPDM
5	O-Ring	2	<input type="checkbox"/> FKM
6	O-Ring	1	
7	Reduction gear	1	FCD450
8	Pin	1	SUS304
9	Cap	1	FCD
10	Washer	4	SUS304
11	Spring Washer	4	SUS304
12	Hexagon Bolt	4	SUS304
13	O-Ring	1	EPDM
14	Cap	1	PP
15	Reinforced Ring (Body:PP)	2	S45C+Paint

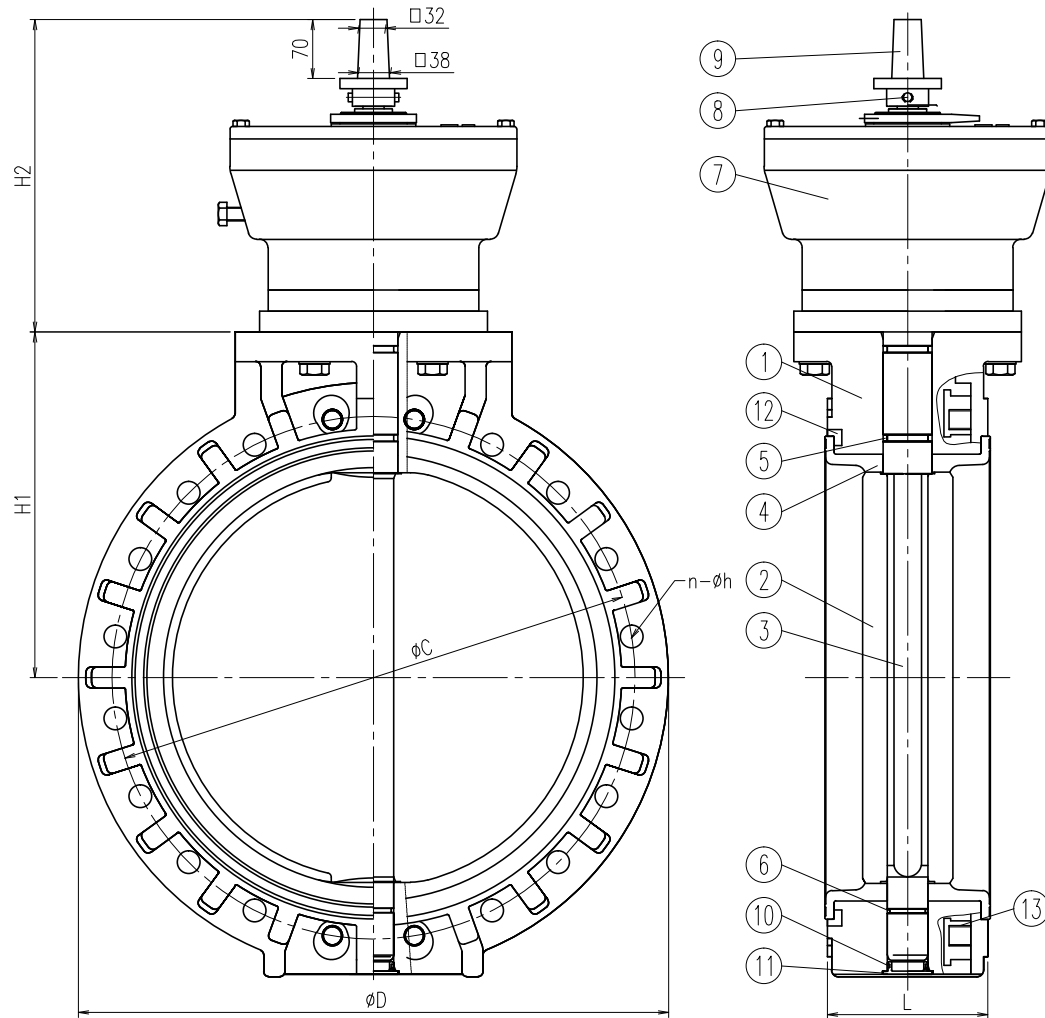
Dimension Table

Unit: mm

Size	A (B)	L	φD	Flange Standard								H <sub>1</sub>	H <sub>2</sub>
				JIS10K		ANSI		DIN		Water Supply			
				φC	n-φh	φC	n-φh	φC	n-φh	φC	n-φh		
<input type="checkbox"/>	350 (14)	129	535	445	16-25	476.2	12-29	460	16-22	472	10-25	325	315
<input type="checkbox"/>	400 (16)	169	597	510	16-27	540	16-29	515	16-26	524	12-25	350	315

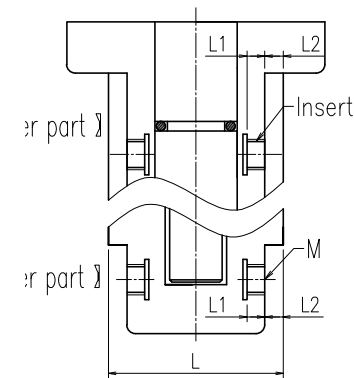
Note) Flange dimension is in accordance with the following standard  
 JIS B 2220, ANSI B16.5, DIN2501 PN10/PN16 (ISO7005 PN10), JWVA B122

Client name		Date
Flange Standard	<input type="checkbox"/> JIS10K <input type="checkbox"/> ANSI <input type="checkbox"/> DIN <input type="checkbox"/> Water Supply	Approved by:
Rinsed	<input type="checkbox"/> YES	
ESLON BUTTERFLY VALVE for Under Ground CAP TYPE 350A, 400A		
Drawing No. BFM3F4HJ		
<b>SEKISUI SEKISUI CHEMICAL CO.,LTD.</b>		



No.	Part Name	QTY	Material/Type
1	Body	1	□PVC □PP □PVDF
2	Disc	1	□PP □PVDF
3	Shaft	1	□SUS420J2 □SUS316
4	Seat Ring	1	□EPDM
5	O-Ring	2	□FKM
6	O-Ring	1	
7	Reduction gear	1	FCD450
8	Pin	1	SUS304
9	Cap	1	FCD
10	O-Ring	1	EPDM
11	Cap	1	PP
12	Reinforced Ring (Body:PP)	2	S45C+Paint
13	Insert	8	C3604

● The detail view of insert  
(It is not in Water supply.)



A (B)	M			通し穴数			インサート使用数			
	JIS	ANSI	DIN	JIS	ANSI	DIN	上部	下部	L1	L2
450 (18)	M24	UNC1-1/8	M24	16	12	16	2x2	2x2	32	20
500 (20)	M24	UNC1-1/8	M24	16	16	16	2x2	2x2	32	20
600 (24)	M30	UNC1-1/4	M27	20	16	16	2x2	2x2	45	18

Dimension Table

Unit: mm

Size	A (B)	L	øD	Flange Standard										H1	H2	
				JIS10K			ANSI			DIN			Water Supply			
				øC	n-øh	INSERT	øC	n-øh	INSERT	øC	n-øh	INSERT	øC			n-øh
□	450 (18)	179	635	565	16-27	4x2-M24	578	12-32	4x2-UNC1-1/8	565	16-26	4x2-M24	585	12-27	370	371
□	500 (20)	190	700	620	16-27	4x2-M24	635	16-32	4x2-UNC1-1/8	620	16-26	4x2-M24	639	12-27	410	371
□	600 (24)	209	815	730	20-33	4x2-M30	749	16-35	4x2-UNC1-1/4	725	16-30	4x2-M27	743	16-27	465	371

Note) Flange dimension is in accordance with the following standard  
JIS B 2220, ANSI B16.5, DIN2501 PN10/PN16 (ISO7005 PN10)、JWWA B122

Client name		Date
Flange Standard	<input type="checkbox"/> JIS10K <input type="checkbox"/> ANSI <input type="checkbox"/> DIN <input type="checkbox"/> Water Supply	Approved by:
Rinsed	<input type="checkbox"/> YES	
ESLON BUTTERFLY VALVE for Under Ground CAP TYPE 450-600A		
Drawing No. BFM4F6HJ		
<b>SEKISUI SEKISUI CHEMICAL CO.,LTD.</b>		